
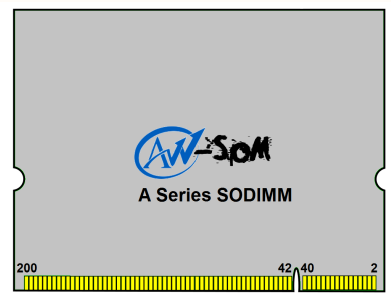
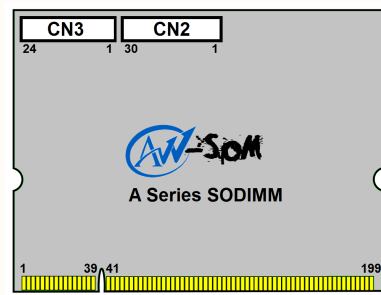




Notes:
 TS* - Remove R4 if using battery with temp sensor and configure PMU accordingly
 USB0-IDDET* - PC19, USB0-VBUSDET* - PC20, USB0-DRV* - PC21
 PB0/TW0-SDK* and PB1/TW0-SDA* used by PMU at address 0x68
 PB0/TW0-SDK* and PB1/TW0-SDA* used by EEPROM at address 0xA8
 Port D* - impedance matched for LVDS
 RTC Battery needs to be enable by setting PMU register 0x35 to a value of 0xA0



Port D*



Title AW-SoM A Series SODIMM Pinout		
Size: B	Number: AW-SoM A Series SD	Revision: 1.7A
Date: 7/25/2013	Time: 1:19:31 AM	Sheet 1 of 1
File:		

AW-SoM Technologies
 Cleveland, OH, USA
 Cambridge, ON, Canada
 Shenzhen, PRC
 www.AW-SoM.com

